



Equipment for the Foodservice Industry

Project Name: _____
Product Number: _____
Quantity: _____

VERSA-CHILL REACH IN COOLERS

GENERAL

Using steel construction these stand up reach in coolers are available in 4 sizes to meet your needs.

Cabinet Construction

The exterior sides and front are covered in 24 Gauge, type 430 Stainless Steel.

The interior walls and doors are covered in 22 Gauge, type 430 Stainless Steel and the floors are covered in 24 Gauge, type 304 Stainless Steel.

The inside corners are rounded for easy cleaning.

The units come equipped with adjustable PVC coated shelves.

The entire unit is built using a high density Polyurethane insulation that is applied in place.

Doors

Recessed handles for smoother front and reduced space requirements.

Doors are equipped with locks for security.

The gasket is magnetized to provide easy removal for cleaning.

Self-closing doors equipped with "stay open" feature when opened past 90 degrees.

Single door units are available in right or left handed hinges - specify at time of ordering.

Refrigeration

Oversized factory balanced system designed to hold 33 - 45 degrees Fahrenheit.

The refrigeration system uses R134A that is CFC and HCFC free.

Condensor unit is easily accessible for routine cleaning and maintenance.

Electrical

Units come factory wired and ready to connect with 115/60/1 phase, 15 amp dedicated plug and cord.

These units are Energy Star rated!



C1-27VC



C2-39VC



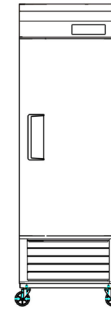
C2-54VC



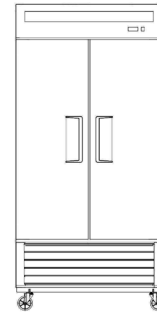
C3-82VC

FRONT ELEVATIONS


MODEL	C1-27VC	C2-39VC	C2-54VC	C3-82VC
EXTERNAL DIMENSIONS				
Overall Width inches / mm	27 / 685	39.5 / 1003	54.4 / 1382	81.9 / 2080
Overall Depth inches / mm	31.5 / 800	31.5 / 800	31.5 / 800	31.5 / 800
Overall Height inches / mm	84 / 2134	84 / 2134	84 / 2134	84 / 2134
Number of Doors	1	2	2	3
INTERNAL DIMENSIONS				
Capacity Cubic ft. / litres	21 / 595	32.4 / 918	46 / 1303	71 / 2011
Internal Width inches / mm	22.2 / 564	34.8 / 884	49.7 / 1262	77.1 / 1958
Internal Depth inches / mm	25.2 / 640	25.2 / 640	25.2 / 640	25.2 / 640
Internal Height inches / mm	60 / 1524	60 / 1524	60 / 1524	60 / 1524
Number of shelves	3	6	6	9
ELECTRICAL				
Full Load Amperes 115/60/1	3.5	5.6	5.6	7.6
Cord Length Feet / Meters	8.8 / 2.6	8.8 / 2.6	8.8 / 2.6	8.8 / 2.6
Plug type	NEMA 5-15	NEMA 5-15	NEMA 5-15	NEMA 5-15
REFRIGERATION DATA				
Refrigerant	R134A	R134A	R134A	R134A
Horsepower	1/4	1/3	1/3	1/2
WEIGHT				
Gross Weight lbs / kg	276 / 125.2	375 / 170	430 / 195	463 / 210



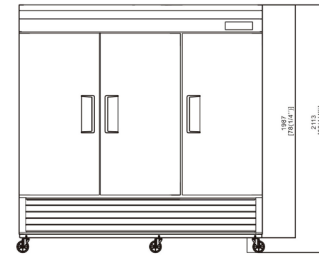
C1-27VC



C2-39VC

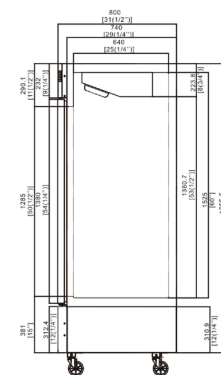


C2-54VC



C3-82VC

SIDE ELEVATION



WARRANTY INFORMATION

One year parts and labour.
Five years on compressor.



EFI Sales Ltd.
Corporate Office
26895 Gloucester Way
Langley, BC V4W 3Y3

(604) 607-8850
(888) 565-9920 Toll Free
(604) 607-8820 Fax
info@efifoodequip.com

Distribution Facilities:
Toronto, ON
Langley, BC